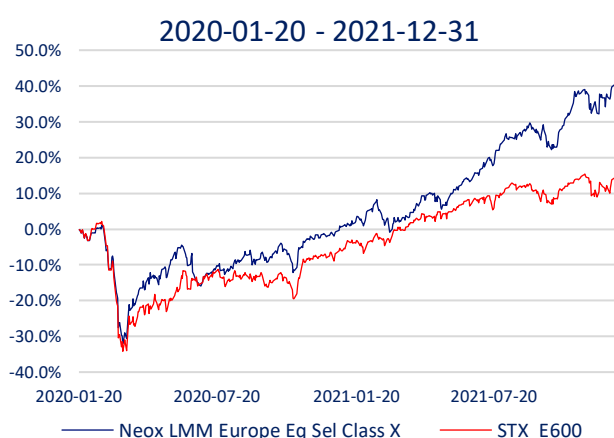




## LMM Europe Equity Select Fund

LMM Equity Select Fund aims to select high quality fair valued companies with strong movement factor in a portfolio to outperform over the long term. The fund invests in mid, large and mega cap companies in Europe.

### Fund Performance



### Strategy

The Fund's investment process is a model based systematic approach. The core of the NIMS process is a filtering technique that we have developed to reduce noise (uncertainty) in the underlying data.

Before analysing macro and company data, the data is cleaned from noise and disinformation that can hide the true underlying trend. Reducing noise in the time series allows us to better understand data relationships.

### LMM Europe Equity Select Fund (class X) performance since 2020-01-20

Measures	Stoxx Europe 600	LMM Europe Equity Select Class X
Annualised Return	7.11%	19.10%
Stdev	21.53%	20.86%
Beta	1	0.88
Period Return	14.34%	40.62%
Risk Free Rate	2.00%	2.00%
Sharpe Ratio	0.24	0.82
Portfolio Alpha	0	26.28

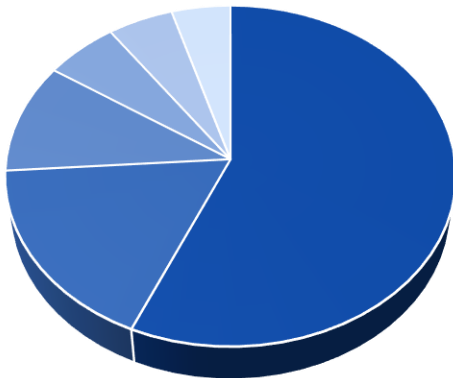
Class	ISIN	Currency	Mgmt Fee	Perf. Fee	Min invest
A	LU1972727835	EUR	0.8%	15%	100 EUR
B	LU1972727918	SEK	0.8%	15%	100 SEK
I	LU1972728213	EUR	0.6%	10%	100 000 EUR
X	LU1972728304	EUR	0.4%	8%	1 000 000 EUR

Legal structure	Custodian	Auditor	Manco
SICAV / UCITS	Royal Bank of Canada, RBC	PWC	BMI

© Neox Capital 2021

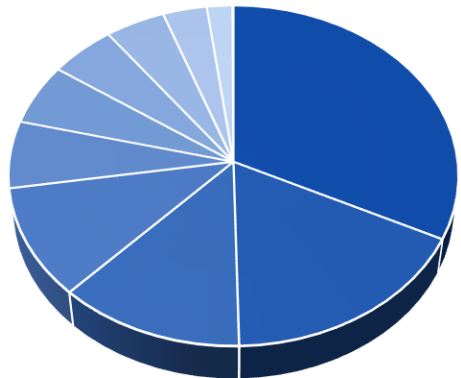
## Allocation

### Currency



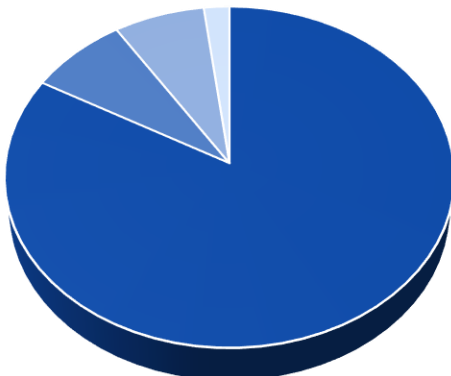
- 56.59% - EUR
- 17.35% - CHF
- 10.45% - GBP
- 5.81% - SEK
- 5.16% - NOK
- 4.65% - DKK

### Country



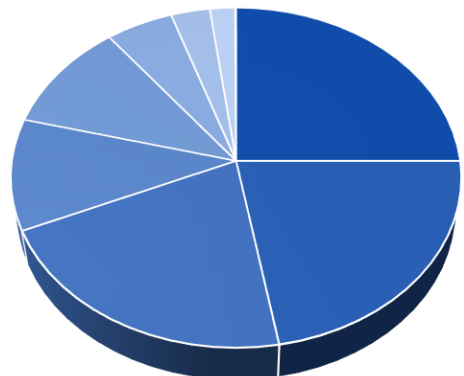
- 32.29% - Germany
- 12.44% - Belgium
- 6.38% - Netherlands
- 5.16% - Norway
- 3.42% - Italy
- 0.08% - Spain
- 17.35% - Switzerland
- 10.45% - UK
- 5.81% - Sweden
- 4.65% - Denmark
- 1.99% - Cash

### Market Cap



- 83.23% - Large
- 7.73% - Mega
- 7.06% - Mid
- 1.99% - Cash

### Sector



- 25.00% - Healthcare
- 21.22% - Technology
- 10.53% - Consumer Defensive
- 3.07% - Energy
- 0.08% - Consumer Cyclical
- 22.22% - Industrials
- 10.59% - Financial Services
- 5.30% - Communication Services
- 1.99% - Cash

The above allocations represent the funds actual holdings and currency exposure as at production of this document. Allocations are subject to change without notice. The fund is not principal protected. The value of the fund can go down as well as up. There can be no assurance that the investment objectives detailed in the fact sheet will be met. Model returns are based on a model portfolio and do not reflect actual investor returns. Changes in currency exchange rates may affect the value of your investment.

© Neox Capital 2021



## Neox Investment Management Process, NIMS

Our Investment Advice process NIMS is a model based systematic analysis approach. The core of NIMS is a filtering technique that we have developed to reduce noise (uncertainty) in the underlying data. Before using any macro and company data in the analysis, the data is cleaned for noise that hides the true underlying trend. Reducing noise allows us to better understand data relationships.

NIMS is a multi-layered analysis process. In the first part of the analysis, NIMS values each covered company, assuming that it's relative past performance will continue unchanged in the future. The second part of the analysis considers to what extent the value based solely on past performance should be modified because of new conditions expected in the future.

## Geographic coverage

Neox Neox LMM Europe Equity Select Fund invests in following markets:

Belgium	Denmark	Finland	Germany	Netherlands
Norway	Sweden	Switzerland	UK	France
Spain	Austria			

New European market and company coverage will be added during the investment period.

## Market coverage

Neox LMM Europe Equity Select Fund sectors:

Communications	Consumer Discretionary	Consumer Staples	Energy	Financials
Health Care	Industrials	Materials	Technology	Utilities

## Market capitalisation

Neox Neox LMM Europe Equity Select Fund market caps:

Mid Cap	Large Cap	Mega Cap
---------	-----------	----------

## Investment style

We attempt to design attractive long-term return funds, with low turnover, to better withstand fluctuating markets.

## Investment objective and style

The investment objective of the fund is to enhance capital in real terms through investment in a portfolio of equity. During certain market conditions the total of the fund can be invested in cash or cash like instruments. Investments in cash are considered as "parked" assets aiming to preserve asset value during highly distressed market conditions. The Fund seeks to deliver wealth preservation and capital creation. The Fund will invest directly in mid and large and mega cap equity, and cash. Investment will be made across all sectors with no particular structural skew to any one of them.



## Important Notes

This document is for information purposes only and is not intended to be an offer or solicitation or the basis for any contract to purchase or sell any security or other instrument or for Neox Capital to enter into or arrange any type of transaction as a consequence of any information contained herein. The products and services described in this document are not appropriate for everyone, so you should make a decision based on your financial, legal and tax situation. Therefore, please understand that this information is not financial advice or a solicitation. The naming of specific securities is not a recommendation or an invitation to deal in them and is by way of information only on the allocations of discretionary strategies. Although it has been prepared with care, we cannot guarantee its accuracy.

Availability of the financial products may be limited by applicable law in certain jurisdictions and none of this document and any related material may be distributed or published in any jurisdiction except under circumstances that will result in compliance with applicable laws and regulations. We or our affiliates or persons associated with us may maintain a long or short position in securities referred to herein, or in related futures or options, purchase or sell, make a market in or engage in any other transaction involving such securities, and earn brokerage or other compensation in respect of the foregoing. Please refer to detailed risk warnings within the simplified prospectus which is available on request from your Relationship Manager or the Administrator.

Data provided by FactSet.

Issued by Neox Capital Ltd.